




McAfee activation (USA) – mcafee. Com /activate to Activate McAfee Antivirus

Looking for **McAfee activation** ☎️ 1 ⇨ 888 * 329 * 8318 (USA) ? Want to know how to go to **mcafee.com/activate** and complete your **McAfee antivirus activation** ☎️ 1 ⇨ 888 * 329 * 8318 (USA) ? You are in the right place. This guide will help you step by step to **activate McAfee using mcafee . com /activate**, fix activation errors, and get instant help from **McAfee Customer Support Number, McAfee Phone Number, McAfee Live Chat Support, and McAfee Call Support** if needed.

If your McAfee is not activating, showing error, or stuck at login – get help now ☎️ 1 ⇨ 888 * 329 * 8318 (USA) .

What is McAfee.com/Activate?

mcafee . com /activate is the official activation page where you enter your 25-digit product key to complete **McAfee antivirus activation**. Once activated , McAfee starts protecting your device from viruses, malware, spyware, ransomware, and online threats.

If you have purchased McAfee and need to **mcafee activate**, this is the page you must use.

How to Activate McAfee Using mcafee . com /activate

Follow these simple steps for **McAfee activation** ☎️ 1 ⇨ 888 * 329 * 8318 (USA) :

1. Open your web browser
2. Go to **mcafee . com /activate**
3. Sign in to your McAfee account (or create a new account)
4. Enter your 25-digit product key
5. Click **Submit / Activate**
6. Download McAfee and complete installation
7. Restart your device if prompted

Your **McAfee antivirus activation** is now complete.

👉 If activation fails, contact **McAfee Customer Service Number** or use **McAfee Live Chat Support** immediately.

McAfee Login Activate – Sign In to Activate McAfee

To **mcafee login activate**, follow these steps ☎️ 1 ⇨ 888 * 329 * 8318 (USA) ✅:

- Go to **mcafee.com/activate**
- Click **Sign In**
- Enter your registered email and password
- Enter product key
- Complete activation

If you forgot your password or cannot log in, **McAfee Support Number** can help you recover your account.

How to Activate McAfee on Computer & Laptop

To complete **McAfee activation** ☎️ 1 ⇨ 888 * 329 * 8318 (USA) ✅ on computer or laptop:

- Go to **mcafee . com /activate**
- Log in to your account
- Enter product key
- Download and install McAfee
- Activate and restart system

Your **mcafee com activate** process will be completed in minutes.

How to Activate McAfee on Mac

To **activate McAfee on Mac**: ☎️ 1 ⇨ 888 * 329 * 8318 (USA) ✅

1. Go to **mcafee.com/activate**
2. Sign in to your McAfee account
3. Enter product key
4. Download Mac version
5. Install and allow permissions
6. Complete activation

If Mac blocks installation, call **McAfee Phone Number** for guided support.

How to Activate McAfee on Phone & Tablet

McAfee activation ☎️ 1 ⇨ 888 * 329 * 8318 (USA) ✅ on Android

- Open McAfee app
- Sign in to your account
- Enter product key
- Complete activation

McAfee activation ☎️ 1 ⇨ 888 * 329 * 8318 (USA) ✅ on iPhone / iPad

- Open McAfee app
- Log in to your account
- Activate subscription

Your **McAfee antivirus activation** on mobile is now complete.

McAfee activation ☎️ 1 ⇨ 888 * 329 * 8318 (USA) ✅ Not Working? Common Problems

Many users face issues during **McAfee activation** ☎️ 1 ⇨ 888 * 329 * 8318 (USA) ✅, such as:

- Product key not accepted
- Activation page not loading
- Login error
- Subscription not showing
- Already used key error

Quick Fix Tips

- Check product key carefully (no spaces)
- Use correct email account
- Clear browser cache
- Try another browser
- Check internet connection

👉 Still not fixed? Contact **McAfee Customer Support Number** or **McAfee Call Support** now.

Contact McAfee Customer Support for Activation Help

If you are unable to complete **McAfee activation** ☎️ 1 ⇨ 888 * 329 * 8318 (USA) ✅, facing login issues, or your **mcafee.com activate** page is not working, you can contact:

- **McAfee Customer Support Number**
- **McAfee Customer Service Number**
- **McAfee Support Number**
- **McAfee Phone Number**
- **McAfee Live Chat Support**
- **McAfee Call Support**

McAfee experts will guide you step by step to **activate McAfee antivirus on computer, laptop, phone, tablet, and Mac**.

FAQs – McAfee activation ☎️ 1 ⇨ 888 * 329 * 8318 (USA) ✅ Guide

How do I activate McAfee using mcafee.com/activate?

Open your browser, go to mcafee.com/activate ☎️ 1 ⇨ 888 * 329 * 8318 (USA) ✅, sign in, enter product key, and complete activation.

Why is my McAfee activation ☎️ 1 ⇨ 888 * 329 * 8318 (USA) ✅ not working?

It can be due to wrong product key, login issue, internet problem, or subscription error. Contact **McAfee Support Number** for help.

How to mcafee login activate my account?

Go to mcafee.com/activate, sign in with your email and password, enter product key, and finish activation.

Can I activate McAfee on multiple devices?

Yes, if your plan supports multiple devices ☎️ 1 ⇨ 888 * 329 * 8318 (USA) ✅, you can activate McAfee on computer, laptop, phone, tablet, and Mac.

Who do I call for McAfee activation help?

You can call **McAfee Customer Support Number** or use **McAfee Live Chat Support** for instant assistance.

Final Call – Activate McAfee Now

Don't keep your device unprotected ☎️ 1 ⇨ 888 * 329 * 8318 (USA) ✅. Go to [mcafee . com /activate](https://mcafee.com/activate) now and complete your McAfee antivirus activation ☎️ 1 ⇨ 888 * 329 * 8318 (USA) ✅. If you face any issue, contact **McAfee Customer Support Number, McAfee Phone Number, McAfee Live Chat Support, or McAfee Call Support** for immediate help.