

{{Norton .com setup}} Complete Guide to Norton Setup, Install & Activation

Looking for **Norton .com setup** ☎️ 1 ☎️ 888 ☎️ 329 ☎️ 8318 (USA) ✅, **norton com setup**, or **norton setup install**? Want to know how to **install Norton setup**, enter product key, and complete **Norton activation**? You are on the right page ☎️ 1 ☎️ 888 ☎️ 329 ☎️ 8318 (USA) ✅. This guide will show you step by step how to use **Norton .com/setup activate**, download Norton, install it on all devices, and activate using your product key.

If you are facing errors during setup, login issues, or activation problems, expert help is also available.

What is Norton .com setup ☎️ 1 ☎️ 888 ☎️ 329 ☎️ 8318 (USA) ✅?

Norton .com/setup is the official page where you can download Norton, enter your product key, and complete **Norton setup installation** ☎️ 1 ☎️ 888 ☎️ 329 ☎️ 8318 (USA) ✅. Whether you purchased Norton 360, antivirus, or VPN, you must go to **norton com setup** to activate your subscription.

This page is used for:

- **Norton .com/setup enter product key**
 - **norton com setup activate**
 - **norton setup install**
 - **norton activation**
-

How to Use Norton .com setup – Enter Product Key & Activate

To complete **Norton activation** ☎️ 1 ☎️ 888 ☎️ 329 ☎️ 8318 (USA) ✅, follow these steps:

1. Open your browser and go to **Norton .com/setup**
2. Sign in to your Norton account or create a new one
3. Click **Enter Product Key**
4. Enter your **Norton 360 activation key** (25-digit)
5. Click **Next / Activate**
6. Download Norton setup
7. Install Norton and restart your device if required

Your **Norton .com/setup activate** process is now complete.

Norton Setup Install on Computer & Laptop

To **install Norton in your computer or laptop** ☎️ 1 ☎️ 888 ☎️ 329 ☎️ 8318 (USA) ✅, First, open your browser and go to **norton com setup**. Log in to your Norton account and enter your product key. After that, download the Norton setup file. Open the file and start installation ☎️ 1 ☎️ 888 ☎️ 329 ☎️ 8318 (USA) ✅. Follow on-screen instructions and complete setup. Restart your system if prompted. After restart, your **Norton setup install** on PC or laptop ☎️ 1 ☎️ 888 ☎️ 329 ☎️ 8318 (USA) ✅ will be successful and your device will be protected.



Norton Setup Install on Mac

To **install Norton in your Mac**, visit **Norton .com/setup** ☎️ 1 ☎️ 888 ☎️ 329 ☎️ 8318 (USA) ✅ and sign in to your account. Enter your product key and download the Mac version of Norton. Open the installer file and allow all required permissions in Security & Privacy settings. Complete installation and restart your Mac if needed. Your **Norton setup install on Mac** is now done ☎️ 1 ☎️ 888 ☎️ 329 ☎️ 8318 (USA) ✅.

Norton Setup Install on Phone & Tablet

To **install Norton in your phone or tablet**:

For Android





Open Google Play Store, search for Norton  **1 888 329 8318 (USA)** , install the app, sign in to your account, and activate your subscription.

For iPhone / iPad

Open App Store, search Norton 360  **1 888 329 8318 (USA)** , install the app, log in, and activate your plan.

Your **Norton setup install on mobile devices** is now complete.

Norton VPN Setup with T-Mobile Router

Many users ask about **Norton VPN setup with T-Mobile router**  **1 888 329 8318 (USA)** . To use Norton VPN with T-Mobile home internet router, first install Norton VPN from **Norton .com/setup**. After installation, open Norton VPN and turn it ON  **1 888 329 8318 (USA)** . Make sure your T-Mobile router firmware is updated. Norton VPN works on the device, not directly on the router, so activate VPN on each connected device for full protection.

Common Norton Setup & Activation Problems

Users often face issues like:

- Norton setup not downloading
- Product key not accepted
- Norton activation failed
- Setup stuck or freezing
- Norton not installing

To fix:

- Check product key carefully

- Use correct Norton account email
- Restart device and try again
- Disable other antivirus before installing Norton
- Use a stable internet connection

If the problem continues, expert support can guide you step by step.

FAQs – Norton Setup & Installation

How to install Norton in my computer?

To install Norton in your computer ☎️ 1 ☎️ 888 ☎️ 329 ☎️ 8318 (USA) ✅, go to Norton .com/setup, sign in, enter your product key, download the setup file, open it ☎️ 1 ☎️ 888 ☎️ 329 ☎️ 8318 (USA) ✅, and follow the on-screen instructions. Restart your computer if asked. After restart, Norton will be installed and activated.

How to install Norton in my Laptop?

Open your browser and visit norton.com/setup ☎️ 1 ☎️ 888 ☎️ 329 ☎️ 8318 (USA) ✅. Log in to your account, enter your product key, download Norton setup, and install it. Complete the setup and restart your laptop if required.



How to install Norton in my Phone?

Open Play Store or App Store ☎️ 1 ☎️ 888 ☎️ 329 ☎️ 8318 (USA) ✅, search for Norton, install the app, sign in to your Norton account, and activate your subscription. Your phone will be protected.



How to install Norton in my Tablet?

Go to Play Store or App Store on your tablet ☎️ 1 ☎️ 888 ☎️ 329 ☎️ 8318 (USA) ✅, download Norton, log in to your account, and activate your plan. This completes Norton setup on tablet.

How to install Norton in my Mac?

Visit Norton .com/setup, sign in  **1 888 329 8318 (USA)** , enter your product key, download the Mac version, open the installer, allow permissions, and finish installation. Restart your Mac if needed.

Final Words

Whether you are trying **Norton .com setup**  **1 888 329 8318 (USA)**  **install, norton com setup enter product key**, or **Norton .com/setup activate**, following the steps above will help you complete **Norton setup and activation** easily. You can install Norton on computer, laptop, phone, tablet, and Mac in just a few minutes and stay protected from online threats.