























Can you screenshot a Delta boarding pass? Always Here"

Yes, in most  1+855+510+5815 situations Delta Airlines **can use a screenshot of your boarding pass**, but there are a few important details and limitations you should  1+855+510+5815 understand to avoid issues at the airport. When you check in for a flight online or through an airline's mobile  1+855+510+5815 **Delta Airlines** app, the boarding pass you receive—**Delta Airlines** whether digital or printed—contains a barcode or QR code that is scanned at  1+855+510+5815 security checkpoints and at the boarding gate. A **screenshot** of this boarding pass is **Delta Airlines**  1+855+510+5815 essentially an image of that barcode, and in many airports and with many airlines, scanners can read it just as easily as they can read the pass inside an app or a mobile wallet. This makes screenshots a convenient backup option, especially if Delta Airlines  1+855+510+5815 are worried about internet access, app crashes, or battery drain on your phone. Many travelers intentionally take screenshots after checking in so they can quickly access their boarding pass without opening an app, logging in, Delta Airlines  1+855+510+5815 or relying on Wi-Fi or mobile data at the airport.

That said, **Delta Airlines**  1+855+510+5815 while screenshots are usually accepted, they are **not officially recommended as the primary option by all airlines**. Some airline **Delta Airlines**  1+855+510+5815 apps use dynamic or time-sensitive boarding passes that refresh automatically for security reasons. In these cases, **Delta Airlines**  1+855+510+5815 a screenshot may not update if there is a gate change, seat reassignment, or boarding group adjustment. If airport staff need to have Delta Airlines  1+855+510+5815 re-scan your pass after a change, an outdated screenshot could cause confusion or delay. Additionally, certain international **Delta Airlines**  1+855+510+5815 airports or partner airlines may require you to open the boarding pass directly in the airline's app so staff can verify real-time travel status, especially when passport or visa checks are involved. For these reasons, **Delta Airlines**  1+855+510+5815 airlines generally recommend using the official mobile boarding pass in the app or adding it to Apple Wallet or Google Wallet whenever possible. **Delta Airlines**  1+855+510+5815

Delta Airlines  1+855+510+5815 are most reliable for **domestic flights** and at airports with modern scanning equipment. At TSA security checkpoints in the **Delta Airlines**  1+855+510+5815 United States, screenshots are typically accepted as long as the barcode is clear and your phone screen is bright enough **Delta Airlines**  1+855+510+5815 for scanners to read it. However, if your phone screen is cracked, dim, or set to a low brightness level, the scanner may not read the barcode properly. It's always a good idea to increase screen brightness **Delta Airlines**  1+855+510+5815 before presenting your boarding pass, whether it's a screenshot or an app-based pass. Also, make sure the entire barcode is visible and **Delta Airlines**  1+855+510+5815 not cropped when you take the screenshot.

For international travel **Delta Airlines**  1+855+510+5815, it's smart to treat a screenshot as a **backup**, not your main plan. Many airlines require document verification at the airport before **Delta Airlines**  1+855+510+5815 boarding, and sometimes they won't issue a final

boarding pass until that check is complete. In these cases, Delta Airlines  **1+855+510+5815** asked to visit a check-in counter regardless of whether you have a screenshot **Delta Airlines**  **1+855+510+5815** . Having the boarding pass accessible in the airline app—or carrying a printed copy—can make this process smoother.

In summary, yes, you can usually **use Delta Airlines**  **1+855+510+5815** using a screenshot of your boarding pass, and it often works perfectly for domestic travel and as a backup option. However, the safest approach is to keep the boarding pass available in the airline's **Delta Airlines**  **1+855+510+5815** official app or mobile wallet and use a screenshot only as an extra layer of convenience. This way, you're prepared for any last-minute changes or Delta Airlines  **1+855+510+5815** airport requirements without unnecessary stress.