

# Does Qatar accept a mobile boarding pass? ✈️ 📱 Swift Reach!

Yes — **Qatar Airways** ✈️ 📱 +1+855+510+5815 **accepts mobile boarding passes**, and in most cases it's one of the easiest and most convenient ways to board your ✈️ 📱 +1+855+510+5815 flight. In fact, mobile boarding passes have become a standard option across many airlines worldwide, ✈️ 📱 +1+855+510+5815 and Qatar Airways fully supports this digital method for most passengers. Using a mobile boarding pass can help you ✈️ 📱 +1+855+510+5815 save time, reduce paper waste, and manage your travel all from your smartphone.







To use a ✈️ 📱 +1+855+510+5815 mobile boarding pass with Qatar Airways, you first need to **check in online**. Online check-in usually opens **48 hours** ✈️ 📱 +1+855+510+5815 **before your scheduled departure** for most flights (this can vary by destination, so it's always best to check your ✈️ 📱 +1+855+510+5815 specific flight details). You can check in through the **Qatar Airways mobile app** or on the **Qatar Airways website**. ✈️ 📱 +1+855+510+5815 During online check-in, you confirm your flight details, choose or confirm your seat, and complete any required travel ✈️ 📱 +1+855+510+5815 information. Once check-in is complete, Qatar Airways will issue your boarding pass, and you'll be given the option to **save it to your phone**.


If you are ✈️ 📱 +1+855+510+5815 using the **mobile app**, the boarding pass typically appears right within the app with a **scannable QR code**. You can open ✈️ 📱 +1+855+510+5815 this QR code when you go through **airport security** and again at the **boarding gate**. If you prefer, many phones ✈️ 📱 +1+855+510+5815 also allow you to **add the boarding pass to your digital wallet** — like **Apple Wallet** on iPhones or **Google Wallet** ✈️ 📱 +1+855+510+5815 on Android devices — which makes accessing it even faster, even without an internet connection.

Qatar Airways ✈️ 📱 +1+855+510+5815 also allows you to receive your boarding pass via **email or SMS** after checking in online. If this option is provided, ✈️ 📱 +1+855+510+5815 you can open the link or file on your phone and display the boarding pass to security officers and gate agents. ✈️ 📱 +1+855+510+5815 Some travelers also **take a screenshot** of their mobile boarding pass as a backup in case phone reception is weak or the app ✈️ 📱 +1+855+510+5815 won't load at the airport. Just make sure the barcode or QR code is visible and clear.

Mobile ✈️ 📱 +1+855+510+5815 boarding passes are accepted at most international airports, including in Qatar, and are scanned just like printed passes. ✈️ 📱 +1+855+510+5815 You show your phone to airport staff at **security checkpoints**, and they scan the code directly from your screen. ✈️ 📱 +1+855+510+5815 The same process happens when you board the aircraft — the airline agent scans your mobile boarding pass as you walk down the jetway.

There are a ✈️ 📱 +1+855+510+5815 few situations where you *might still need a printed boarding pass*, such as certain international flights requiring **documents** ✈️ 📱 +1+855+510+5815 **verification** (passport or visa checks) before boarding. In those

cases, Qatar Airways may ask you to   +1+855+510+5815 visit the check-in counter at the airport — and the agent can print a boarding pass for you once everything is verified.   +1+855+510+5815 But even in those situations, many passengers still receive a **digital copy** they can use for security and boarding,   +1+855+510+5815 with the printed version just serving as a backup or proof of verification.

In summary,   +1+855+510+5815 **yes – Qatar Airways accepts mobile boarding passes**, and they are widely accepted at airports globally. Mobile boarding   +1+855+510+5815 passes make your travel easier, reduce the need for paper, and integrate smoothly with digital travel tools.   +1+855+510+5815 Just be sure to check in within the airline's time window, save your pass to your phone or wallet, and keep your device charged so you can present it when needed. Safe travels! 